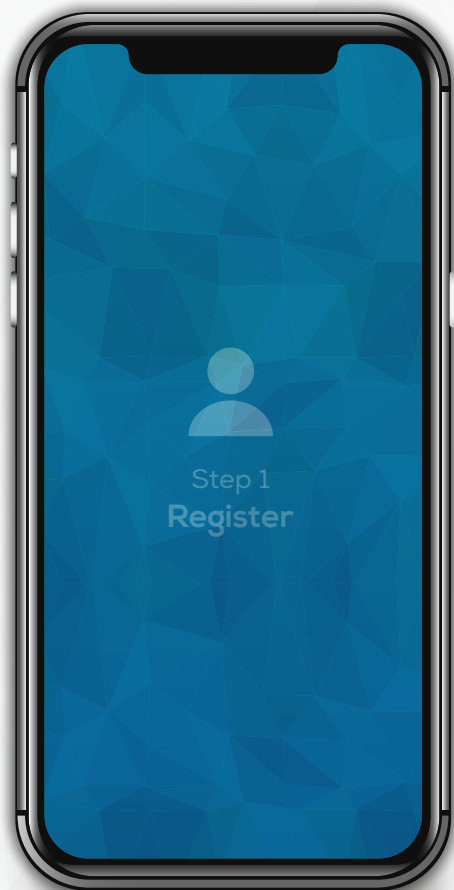


Welcome to SchoolCashOnline

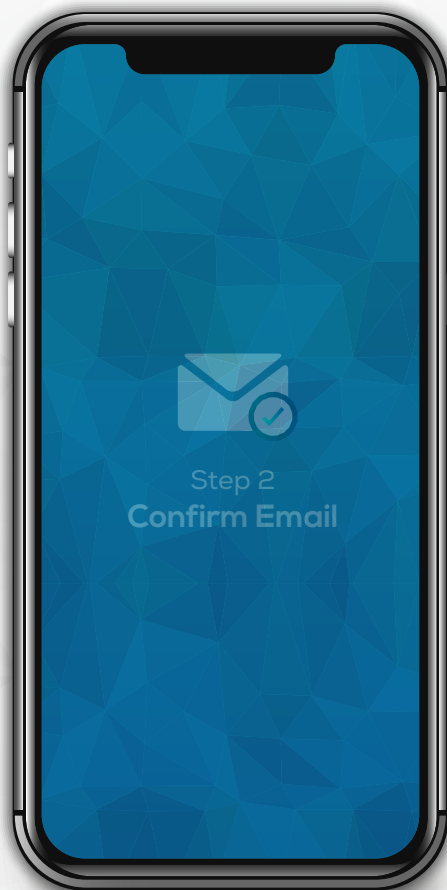
Fast. Safe. Convenient.

For safety and efficiency reasons, Austin Independent School District would like to reduce the amount of cash & checks coming into our schools. Please join the thousands of parents who have already registered and are enjoying the convenience of paying ONLINE!

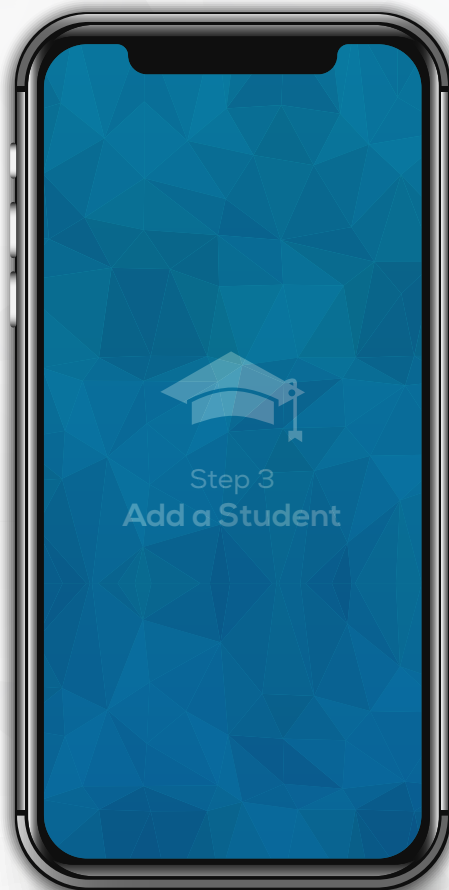
It takes less than 5 minutes to register. Please follow these step-by-step instructions so you will begin to receive email notifications regarding upcoming events involving your child.



Step 1
Register



Step 2
Confirm Email



Step 3
Add a Student

Go to the School Cash Online home page at austinisd.schoolcashionline.com

Select the “**Register**” option and complete each of the three registration steps.

A registration confirmation email will be forwarded to you. **Click on the link provided inside the email** to confirm your email and School Cash Online account.

The confirmation link will open the School Cash Online site, prompting you to **sign into your account**. Use your email address and password to log in.

This step will connect your child to your account.

- Enter the **School Board Name**.
- Enter the **School Name**.
- Enter Your Child’s **Student #, Last Name, and Date of Birth**.
- Select **Continue**.
- On the next page confirm that you are related to the child, check in the **Agree** box and select **Continue**.
- Your child has been added to your account.